


This article was downloaded by: [HARBIN INSTITUTE OF TECHNOLOGY]

On: 22 April 2011

Access details: Access Details: [subscription number 932491316]

Publisher Taylor & Francis

Informa Ltd Registered in England and Wales Registered Number: 1072954 Registered office: Mortimer House, 37-41 Mortimer Street, London W1T 3JH, UK



International Journal of Smart and Nano Materials

Publication details, including instructions for authors and subscription information:

<http://www.informaworld.com/smpp/title~content=t910571122>

Extension limit, polarization saturation, and snap-through instability of dielectric elastomers

Bo Li^{ab}; Liwu Liu^{bc}; Zhigang Suo^b

^a School of Mechanical Engineering, Xi'an Jiaotong University, Xi'an, PRC ^b School of Engineering and Applied Sciences, Kavli Institute for Bionano Science and Technology, Harvard University, Cambridge, MA, USA ^c Department of Astronautical Science and Mechanics, Harbin Institute of Technology, Harbin, PRC

First published on: 30 March 2011

To cite this Article Li, Bo, Liu, Liwu and Suo, Zhigang (2011) 'Extension limit, polarization saturation, and snap-through instability of dielectric elastomers', *International Journal of Smart and Nano Materials*, 2: 2, 59 – 67, First published on: 30 March 2011 (iFirst)

To link to this Article: DOI: 10.1080/19475411.2011.567306

URL: <http://dx.doi.org/10.1080/19475411.2011.567306>

PLEASE SCROLL DOWN FOR ARTICLE

Full terms and conditions of use: <http://www.informaworld.com/terms-and-conditions-of-access.pdf>

This article may be used for research, teaching and private study purposes. Any substantial or systematic reproduction, re-distribution, re-selling, loan or sub-licensing, systematic supply or distribution in any form to anyone is expressly forbidden.

The publisher does not give any warranty express or implied or make any representation that the contents will be complete or accurate or up to date. The accuracy of any instructions, formulae and drug doses should be independently verified with primary sources. The publisher shall not be liable for any loss, actions, claims, proceedings, demand or costs or damages whatsoever or howsoever caused arising directly or indirectly in connection with or arising out of the use of this material.

Extension limit, polarization saturation, and snap-through instability of dielectric elastomers

Bo Li^{a,b}, Liwu Liu^{b,c} and Zhigang Suo^{b*}

^aSchool of Mechanical Engineering, Xi'an Jiaotong University, Xi'an, 710049 PRC; ^bSchool of Engineering and Applied Sciences, Kavli Institute for Bionano Science and Technology, Harvard University, Cambridge, MA 02138, USA; ^cDepartment of Astronautical Science and Mechanics, Harbin Institute of Technology, Harbin 150001, PRC

A dielectric elastomer is capable of large voltage-induced deformation, particularly when the voltage is applied on the verge of snap-through instability. A model is described which shows that the snap-through instability is markedly affected by both the extension limit of polymer chains and the polarization saturation of dipoles. The model may guide the search for high-performance dielectric elastomer transducers.

Keywords: dielectric elastomer; polarization saturation; stabilization

1. Introduction

When subjected to a voltage through its thickness, a membrane of a dielectric elastomer reduces in thickness and enlarges in area (Figure 1). This electromechanical coupling is being studied intensely for diverse applications, including soft robots, adaptive optics, Braille displays, and electric generators [1–10]. Voltage-induced strains over 100% have been achieved in several ways, by pre-stretching an elastomer [11], by using an elastomer of interpenetrating networks [12], by swelling an elastomer with a solvent [13], and by spraying charge on an electrode-free elastomer [14].

When the voltage ramps up, the membrane thins down, so that the same voltage will induce an even higher electric field. This positive feedback results in the pull-in instability [15]. The pull-in instability is commonly considered a mode of failure: the voltage causes the elastomer to reduce the thickness drastically, possibly leading to electrical breakdown [16]. In recent years, the pull-in instability has been analyzed within the context of dielectric elastomer transducers [17–24].

It was recognized recently, however, that an elastomer may survive the pull-in instability without electrical breakdown, and be stabilized in a state of a much smaller thickness, resulting in the snap-through instability [25]. This behavior is understood as follows. When the elastomer is subject to mechanical forces (Figure 2a), on approaching the extension limit, λ_{lim} , the elastomer stiffens steeply. When the deformation is caused by a voltage rather than by mechanical forces, the voltage–stretch curve is typically not monotonic (Figure 2b). The voltage attains a local maximum at stretch λ_c , corresponding to the onset of the pull-in instability. As the voltage ramps up further, the membrane snaps, as indicated

*Corresponding author. Email: suo@seas.harvard.edu

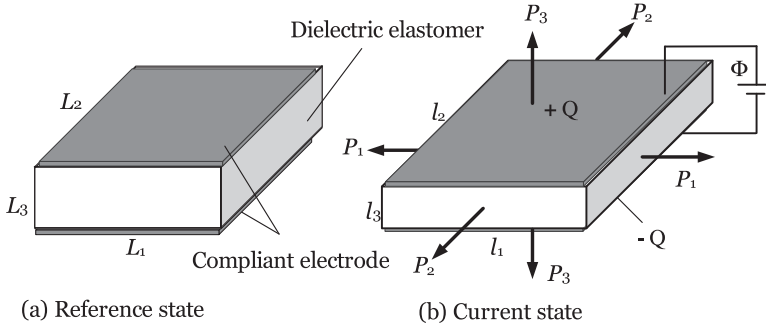


Figure 1. A membrane of a dielectric elastomer is sandwiched between two compliant electrodes. (a) In the reference state, the dielectric is subject to neither forces nor voltage. (b) In the current state, subject to forces and voltage, the membrane deforms, and charge flows from one electrode to the other through the external conducting wire.

by the dashed arrow. The electrical breakdown (Φ_B) of an equal-biaxially deformed dielectric elastomer can be expressed as $\Phi_B = E_B L_3 \lambda^{-2}$, [3], where E_B is the electrical strength. We sketch the breakdown curves in Figures 2b and 2c to illustrate the maximum stretch that can be achieved with and without the instability, denoted by circles. In Figure 2b, the dielectric elastomer cannot survive the ‘jump’, known as the ‘snap-through’ instability. In this case, the maximum stretch is limited by the instability, which is far below the extension limit. When the instability is eliminated, the dielectric elastomer exhibits a monotonic voltage–stretch curve, i.e. the membrane deforms continuously until reaching its electrical strength. Indeed, giant voltage-induced stretches well above 100% are possible, so long as the elastomer snaps to a state safe from electrical breakdown [26,27], and the maximum strain λ_{\max} is illustrated in Figure 2c.

This paper shows that the snap-through instability can also be markedly affected by polarization saturation (Figure 2d). When a dielectric with randomly oriented dipoles is subject to a voltage, the dipoles rotate to align with the electric field. The polarization of the material may saturate when the voltage is high enough [28,29]. This nonlinear dielectric behavior will be incorporated in equations of state, and will be shown to modify the voltage–stretch curve.

2. Free energy model

In the reference state (Figure 1a), the membrane is subject to neither forces nor voltage, and is of dimensions L_1 , L_2 and L_3 . In the current state (Figure 1b), subject to forces P_1 , P_2 and P_3 , and voltage Φ , the membrane is of dimensions l_1 , l_2 and l_3 , the two electrodes accumulate electric charges $\pm Q$, and the Helmholtz free energy of the membrane is F .

When the dimensions of the membrane change by δl_1 , δl_2 and δl_3 , the forces do work $P_1 \delta l_1 + P_2 \delta l_2 + P_3 \delta l_3$. When a small quantity of charge δQ flows through the conducting wire, the voltage does work $\Phi \delta Q$. In equilibrium, the combined work equals the increase in the free energy of the membrane:

$$\delta F = P_1 \delta l_1 + P_2 \delta l_2 + P_3 \delta l_3 + \Phi \delta Q. \quad (1)$$

Define the specific Helmholtz free energy by $W = F / (L_1 L_2 L_3)$, stretches by $\lambda_1 = l_1 / L_1$, $\lambda_2 = l_2 / L_2$ and $\lambda_3 = l_3 / L_3$, stresses by $\sigma_1 = P_1 / (l_2 l_3)$, $\sigma_2 = P_2 / (l_1 l_3)$ and

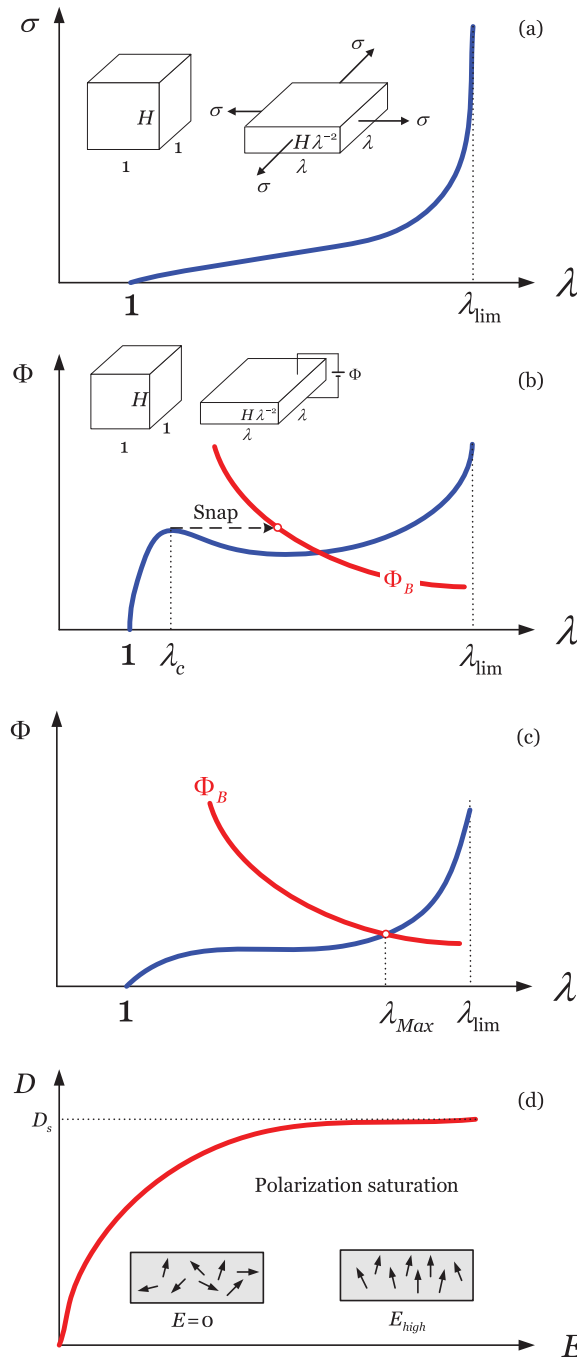


Figure 2. (a) Stress–stretch curve of a membrane of an elastomer under biaxial stresses. The curve stiffens steeply upon approaching the extension limit. (b) Voltage–stretch curve of a membrane of a dielectric elastomer is typically not monotonic. (c) Dielectric elastomer of monotonic voltage–stress relation is capable of large deformation until electrical breakdown. (d) For a dielectric that contains randomly oriented dipoles, as the electric field increases the dipoles rotate to align with the electric field and the electric displacement saturates.

$\sigma_3 = P_3 / (l_1 l_2)$, electric field by $E = \Phi / l_3$, and electric displacement by $D = Q / (l_1 l_2)$. The amount of charge on either electrode relates to the electric displacement by $Q = D l_1 l_2$, so that the variation of the charge is

$$\delta Q = D l_2 \delta l_1 + D l_1 \delta l_2 + l_1 l_2 \delta D. \quad (2)$$

The elastomer is taken to be incompressible — that is, the volume of the material remains unchanged during deformation, $l_1 l_2 l_3 = L_1 L_2 L_3$, so that

$$\lambda_1 \lambda_2 \lambda_3 = 1. \quad (3)$$

This assumption of incompressibility places a constraint among the three stretches. We regard λ_1 and λ_2 as independent variables, so that $\lambda_3 = \lambda_1^{-1} \lambda_2^{-1}$, and $\delta \lambda_3 = -\lambda_1^{-2} \lambda_2^{-1} \delta \lambda_1 - \lambda_1^{-1} \lambda_2^{-2} \delta \lambda_2$. Divide both sides of Equation (1) by the volume of the membrane, $L_1 L_2 L_3$, and using Equations (2) and (3), we obtain that

$$\delta W = (\sigma_1 - \sigma_3 + DE) \lambda_1^{-1} \delta \lambda_1 + (\sigma_1 - \sigma_3 + DE) \lambda_2^{-1} \delta \lambda_2 + E \delta D. \quad (4)$$

For an incompressible dielectric, the condition of equilibrium Equation (4) holds for arbitrary and independent variations $\delta \lambda_1$, $\delta \lambda_2$ and δD .

As a material model, the specific free energy is taken to be a function of the three independent variables, $W(\lambda_1, \lambda_2, D)$, so that Equation (4) is equivalent to the following equations:

$$\sigma_1 - \sigma_3 = \lambda_1 \frac{\partial W(\lambda_1, \lambda_2, D)}{\partial \lambda_1} - ED, \quad (5)$$

$$\sigma_2 - \sigma_3 = \lambda_2 \frac{\partial W(\lambda_1, \lambda_2, D)}{\partial \lambda_2} - ED, \quad (6)$$

$$E = \frac{\partial W(\lambda_1, \lambda_2, D)}{\partial D}. \quad (7)$$

Electromechanical coupling may be classified into two kinds: the geometric coupling characterized by Equation (2), and the material coupling characterized by the function $W(\lambda_1, \lambda_2, D)$.

We next focus on a model known as ideal dielectric elastomers [25]. An elastomer is a three-dimensional network of long and flexible polymer chains, held together by crosslinks. Each polymer chain consists of such a large number of monomers that the crosslinks affect polarization of the monomers negligibly, i.e. the elastomer can polarize nearly as freely as a polymer melt. As an idealization, we may assume that the dielectric behavior of an elastomer is exactly the same as that of a polymer melt, so that the relation between the electric field is a function of the electric displacement independent of deformation:

$$E = f(D). \quad (8)$$

Holding λ_1 and λ_2 fixed, and integrating Equation (4) with respect to D , we obtain

$$W(\lambda_1, \lambda_2, D) = W_s(\lambda_1, \lambda_2) + \int_0^D f(D) dD. \quad (9)$$

The constant of integration, $W_s(\lambda_1, \lambda_2)$, is the Helmholtz free energy associated with the stretching of the elastomer. Equations (5) and (6) become

$$\sigma_1 - \sigma_3 = \lambda_1 \frac{\partial W_s(\lambda_1, \lambda_2)}{\partial \lambda_1} - ED, \quad (10)$$

$$\sigma_2 - \sigma_3 = \lambda_2 \frac{\partial W_s(\lambda_1, \lambda_2)}{\partial \lambda_2} - ED. \quad (11)$$

The four equations, Equations (3), (8), (10) and (11), constitute the equations of state for an incompressible, ideal dielectric elastomer, provided the functions $f(D)$ and $W_s(\lambda_1, \lambda_2)$ are given.

When the model of ideal dielectric elastomers was proposed [25], the elastomer was taken to be a linear dielectric, $E = D/\varepsilon$, where ε is the permittivity. To study the effect of polarization saturation, here we assume that the elastomer is a nonlinear dielectric, characterized by the function [29]

$$D = D_s \tanh(\varepsilon E/D_s), \quad (12)$$

where D_s is the saturated electric displacement. When electric field is low, $\varepsilon E/D_s \ll 1$, Equation (12) recovers the linear dielectric behavior, $E = D/\varepsilon$. When the electric field is high, $\varepsilon E/D_s \gg 1$, Equation (12) becomes $D = D_s$.

The free energy due to the stretching of the elastomer, $W_s(\lambda_1, \lambda_2)$, may be selected from a large menu of well-tested functions in the theory of rubber elasticity. To account for the extension limit, here we adopt the Gent model [30]

$$W_s = -\frac{\mu J_{\text{lim}}}{2} \log \left(1 - \frac{\lambda_1^2 + \lambda_2^2 + \lambda_3^2 - 3}{J_{\text{lim}}} \right), \quad (13)$$

where μ is the shear modulus, and J_{lim} is a constant characterizing the extension limit. The stretches are restricted as $0 \leq (\lambda_1^2 + \lambda_2^2 + \lambda_3^2 - 3)/J_{\text{lim}} < 1$. When $(\lambda_1^2 + \lambda_2^2 + \lambda_3^2 - 3)/J_{\text{lim}} \rightarrow 0$, the Gent model recovers the neo-Hookean model, $W_s = (\mu/2)(\lambda_1^2 + \lambda_2^2 + \lambda_3^2 - 3)$. When $(\lambda_1^2 + \lambda_2^2 + \lambda_3^2 - 3)/J_{\text{lim}} \rightarrow 1$, the free energy Equation (13) diverges, and the elastomer approaches the extension limit.

Electromechanical instability can be affected by the stress–stretch behavior of the elastomer. The Gent model is an idealized model, and may not describe actual stress–stretch behavior accurately. Whereas the method of analysis in this paper can be used to study electromechanical instability of elastomers of any stress–stretch behavior, to limit the scope of the paper, we limit our analysis to the Gent model. Furthermore, we will ignore time-dependent processes, such as viscoelasticity, dielectric relaxation, and electrical conduction. The effects of these time-dependent processes on electromechanical instability have been explored in recent studies [31] and [32].

3. Numerical results and discussion

The theory is now used to study a membrane of a dielectric elastomer subject to fixed forces $P_1 = P_2 = P$ and $P_3 = 0$, as well as voltage Φ . Write the three stretches as $\lambda_1 = \lambda_2 = \lambda$ and $\lambda_3 = \lambda^{-2}$. Specializing Equation (10), we obtain

$$\frac{P}{\mu L_2 L_3} = \frac{\lambda - \lambda^{-5}}{1 - (2\lambda^2 + \lambda^{-4} - 3)/J_{\text{lim}}} - \frac{D_s \lambda \Phi}{\mu L_3} \tanh\left(\frac{\lambda^2 \Phi \varepsilon}{D_s L_3}\right). \quad (14)$$

We may normalize the voltage as $\Phi/(L_3\sqrt{\mu/\varepsilon})$, and the force as $P/(\mu L_2 L_3)$. The extension limit of polymer chains is represented by the dimensionless parameter J_{lim} , and the polarization saturation of dipoles is represented by the dimensionless parameter $D_s/\sqrt{\mu\varepsilon}$.

Figure 3 plots the voltage–stretch relation at several levels of the applied equal-biaxial forces. When the forces are small, the voltage–stretch curve exhibits a local maximum. As the voltage ramps up, the membrane undergoes the snap-through instability. When the applied forces are large, the local maximum disappears, leading to a monotonic voltage–stretch curve. Before the voltage is applied, the applied forces pull the membrane toward the extension limit, so that the steep stiffening removes the local maximum of the voltage–stretch curve. This mechanism may explain why mechanical forces enhance voltage-induced deformation [11].

The effect of polarization saturation is appreciated by inspecting the equations of state, Equations (10) and (11). When the dielectric behavior is linear, $D = \varepsilon E$, the term DE recovers the Maxwell stress εE^2 . As polarization saturates, however, the term DE becomes $D_s E$, which increases with the electric field linearly. Consequently, polarization saturation makes the stress associated with voltage rise less steeply, an effect that tends to stabilize the elastomer. This effect is illustrated in Figure 4a, where the voltage–stretch curves are plotted for elastomers without the extension limit ($J_{\text{lim}} = \infty$) and subject to no applied forces. The local maximum is eliminated when $D_s/\sqrt{\mu\varepsilon}$ is small. Setting $P = 0$ and $J_{\text{lim}} = \infty$ in Equation (14), we note that the voltage approaches a limiting value $\Phi_{\text{lim}} = \mu L_3/D_s$ as $\lambda \rightarrow \infty$.

Figure 4b plots the voltage–stretch curves for elastomers with $J_{\text{lim}} = 100$ and several values of $D_s/\sqrt{\mu\varepsilon}$. Such a diagram suggests various routes to achieve large voltage-induced deformation. For instance, a large value of permittivity both reduces the level of

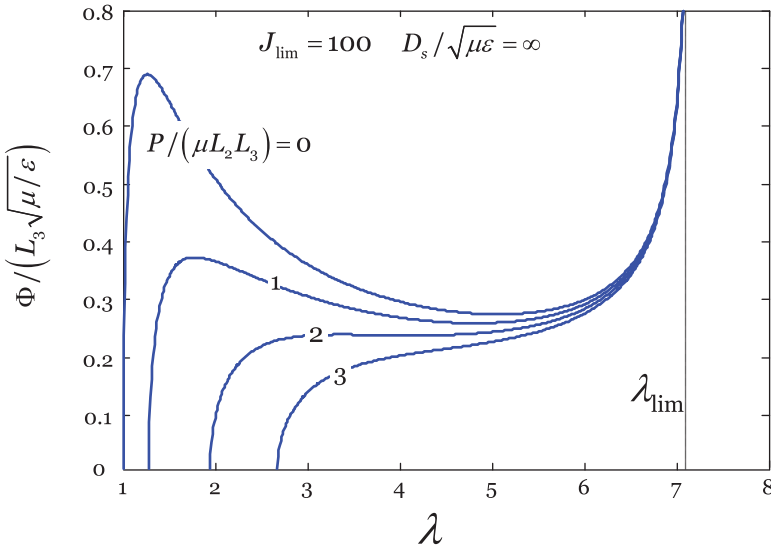


Figure 3. Voltage–stretch curves of a dielectric elastomer subject to equal biaxial forces.

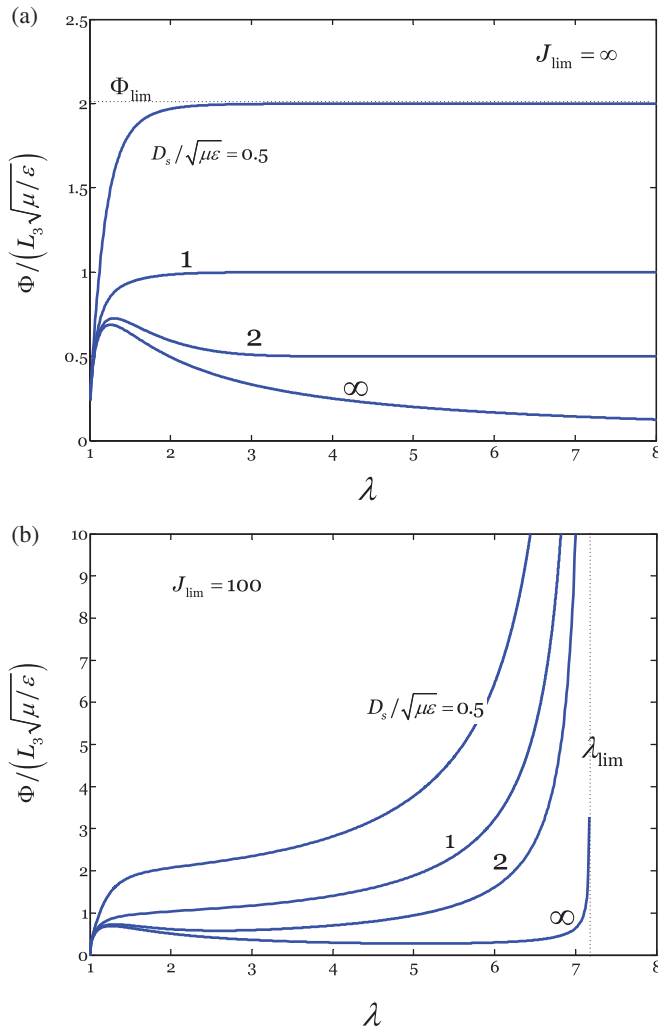


Figure 4. (a) Voltage–stretch curves for a dielectric elastomer without extension limit ($J_{\text{lim}} = \infty$), but with several levels of polarization saturation. (b) Voltage–stretch curves for a dielectric elastomer with an extension limit ($J_{\text{lim}} = 100$), and with several levels of polarization saturation.

the voltage needed for actuation and stabilizes the voltage–stretch curve. A large shear modulus increases the level of the voltage needed for actuation, but helps to stabilize the voltage–stretch curve. Of course, to achieve large deformation by applying voltage on the verge of the snap-through instability, one must ensure that the voltage will not cause electrical breakdown [26,27].

4. Conclusion

In summary, we have developed a model of electromechanical coupling to account for nonlinear elastic and dielectric behavior. Both extension limit and polarization saturation can significantly affect the snap-through instability. The model may aid the search for high-performance dielectric elastomer transducers.

Acknowledgments

This work is supported by NSF (CMMI-0800161), MURI (W911NF-09-1-0476) and by National Natural Science Foundation of China (Grant No.10972174).

References

- [1] F. Carpi, D. De Rossi, R. Kornbluh, R. Pelrine, and P. Sommer-Larsen (Eds.), *Dielectric Elastomers as Electromechanical Transducers*, Elsevier, Amsterdam, 2008.
- [2] P. Brochu and Q.B. Pei, *Advances in dielectric elastomers for actuators and artificial muscles*, *Macromol. Rapid Comm.* 31 (2010), pp. 10–36.
- [3] Z.G. Suo, *Theory of dielectric elastomers*, *Acta Mech. Solida Sin.* 23 (2010), pp. 549–578.
- [4] S. Michel, X.Q. Zhang, M. Wissler, C. Lowe, and G. Kovacs, *A comparison between silicone and acrylic elastomers as dielectric materials in electroactive polymer actuators*, *Polymer Int.* 59 (2010), pp. 391–399.
- [5] T. McKay, B. O'Brien, E. Calius, and I. Anderson, *An integrated, self-priming dielectric elastomer generator*, *Appl. Phys. Lett.* 97 (2010), 062911.
- [6] G. Kofod, P. Sommer-Larsen, R. Kornbluh, and R. Pelrine, *Actuation response of polyacrylate dielectric elastomers*, *J. Intell. Mater. Syst. Struct.* 14 (2003), pp. 784–787.
- [7] M. Wissler and E. Mazza, *Electromechanical coupling in dielectric elastomer actuators*, *Sensor Actuator Phys.* 138 (2007), pp. 384–393.
- [8] R.M. McMeeking and C.M. Landis, *Electrostatic forces and stored energy for deformable dielectric materials*, *J. Appl. Mech.* 72 (2005), pp. 581–590.
- [9] J.S. Plante and S. Dubowsky, *Large-scale failure modes of dielectric elastomer actuators*, *Int. J. Solid Struct.* 43 (2006), pp. 7727–7751.
- [10] N.C. Goulbourne, E.M. Mockensturm, and M.I. Frecker, *Electro-elastomers: large deformation analysis of silicone membranes*, *Int. J. Solid Struct.* 44 (2007), pp. 2609–2626.
- [11] R. Pelrine, R. Kornbluh, Q.B. Pei, and J. Joseph, *High-speed electrically actuated elastomers with strain greater than 100%*, *Science* 287 (2000), pp. 836–839.
- [12] S.M. Ha, W. Yuan, Q.B. Pei, R. Pelrine, and S. Stanford, *Interpenetrating polymer networks for high-performance electroelastomer artificial muscles*, *Adv. Mater.* 18 (2006), pp. 887–891.
- [13] R. Shankar, T.K. Ghosh, and R.J. Spontak, *Electroactive nanostructured polymers as tunable actuators*, *Adv. Mater.* 19 (2007), pp. 2223–2287.
- [14] C. Keplinger, M. Kaltenbrunner, N. Arnold, and S. Bauer, *Röntgen's electrode-free elastomer actuators without electromechanical pull-in instability*, *Proc. Natl. Acad. Sci. Unit. States Am.* 107 (2010), pp. 4505–4510.
- [15] K.H. Stark and C.G. Garton, *Electric strength of irradiated polythene*, *Nature* 176 (1955), pp. 1225–1226.
- [16] L.A. Dissado and J.C. Fothergill, *Electrical Degradation and Breakdown in Polymers*, The Institute of Engineering and Technology, 1992.
- [17] X.H. Zhao and Z.G. Suo, *Method to analyze electromechanical stability of dielectric elastomers*, *Appl. Phys. Lett.* 91 (2007), 061921.
- [18] A.N. Norris, *Comment on "Method to analyze electromechanical stability of dielectric elastomers"*, *Appl. Phys. Lett.* 92 (2008), 026101.
- [19] R. Diaz-Calleja, E. Riande, and M.J. Sanchis, *Response to comment on "On electromechanical stability of dielectric elastomers"*, *Appl. Phys. Lett.* 93 (2008), 101902.
- [20] J.S. Leng, L.W. Liu, Y.J. Liu, K. Yu, and S.H. Sun, *Electromechanical stability of dielectric elastomers*, *Appl. Phys. Lett.* 94 (2009), 211901.
- [21] B.-X. Xu, R. Mueller, M. Classen, and D. Gross, *On electromechanical stability analysis of dielectric elastomer actuators*, *Appl. Phys. Lett.* 97 (2010), 162908.
- [22] M. Kollosche and G. Kofod, *Electrical failure in blends of chemically identical, soft thermo-plastic elastomers with different elastic stiffness*, *Appl. Phys. Lett.* 96 (2010), 071904.
- [23] A. Dorfmann and R.W. Ogden, *Nonlinear electroelastostatics: Incremental equations and stability*, *Int. J. Eng. Sci.* 48 (2010) pp. 1–14.
- [24] K. Bertoldi and M. Gei, *Instabilities in multilayered soft dielectrics*, *J. Mech. Phys. Solid* 59, (2011), pp. 18–42.
- [25] X.H. Zhao, W. Hong, and Z.G. Suo, *Electromechanical coexistent states and hysteresis in dielectric elastomers*, *Phys. Rev. B* 76 (2007), 134113.

- [26] Z.G. Suo and J. Zhu, *Dielectric elastomers of interpenetrating networks*, Appl. Phys. Lett. 95 (2009), 232909.
- [27] X.H. Zhao and Z.G. Suo, *Theory of dielectric elastomers capable of giant deformation of actuation*, Phys. Rev. Lett. 104 (2010), 178302.
- [28] Q.M. Zhang, V. Bharti and X. Zhao, *Giant electrostriction and relaxor ferroelectric behavior in electron-irradiated poly(vinylidene fluoride-trifluoroethylene) copolymer*, Science 280 (1998), pp. 2101–2104.
- [29] W. Yang and Z.G. Suo, *Cracking in ceramic actuators caused by electrostriction*, J. Mech. Phys. Solid 42 (1994), pp. 649–664.
- [30] A.N. Gent, *A new constitutive relation for rubber*, Rubber Chem. Tech. 69 (1996), pp. 59–61.
- [31] X.H. Zhao, S.J.A. Koh, and Z.G. Suo. *Nonequilibrium thermodynamics of dielectric elastomers*, Int. J. Appl. Mech., in press.
- [32] W. Hong, *Modeling viscoelastic dielectrics*, J. Mech. Phys. Solid 59 (2011), pp. 637–650.